



RENTON POLICE DEPARTMENT

Use of Force Analysis Report 2021



Renton Police Department

Introduction

The Renton Police Department is committed to protecting people, their property, and their rights. The use of force (UOF) by law enforcement is a matter of critical concern to law enforcement, as well as the public.

Officers are involved on a daily basis in numerous interactions and when warranted, may need to use reasonable force in carrying out their duties. The Renton Police Department recognizes and respects the value of all human life without prejudice to anyone. Vesting officers with the authority to use reasonable force and to protect the public and themselves requires monitoring, evaluation and a careful balance of all interests.

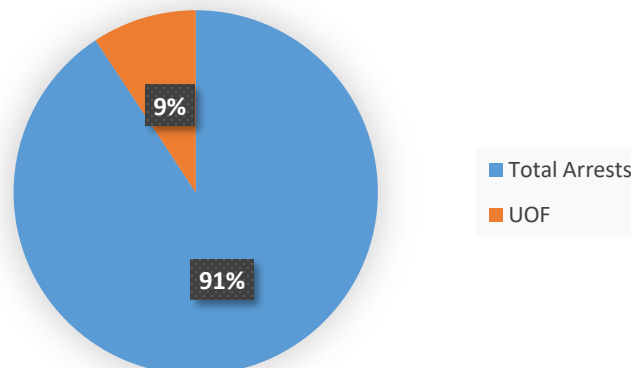
The purpose of this analysis is to provide the public with information about officers' use of force and trends associated with use of force. The analysis provides information on many factors involving the subjects and involved officers, as well as environmental details. The Renton Police Department's Training Unit utilizes information contained in officers' use of force reports to assist in their development of training curriculums.

Use of Force Incidents versus Arrests Ratios are Low Across Demographics

For the year 2021, there were a total of 96 use of force incidents. During this time period, officers responded to 71,953 calls for service. The force to calls for service ratio is .1%. (It should be noted here, that the information in this report takes into account what the call was *originally* dispatched as, as opposed to what the subject was charged with.)

The Renton Police Department's arrest demographics with the use of force demographics show 10% of arrests resulted in a use of force. The total number of arrests for 2021 was 940.

Total Arrests vs UOF Incidents



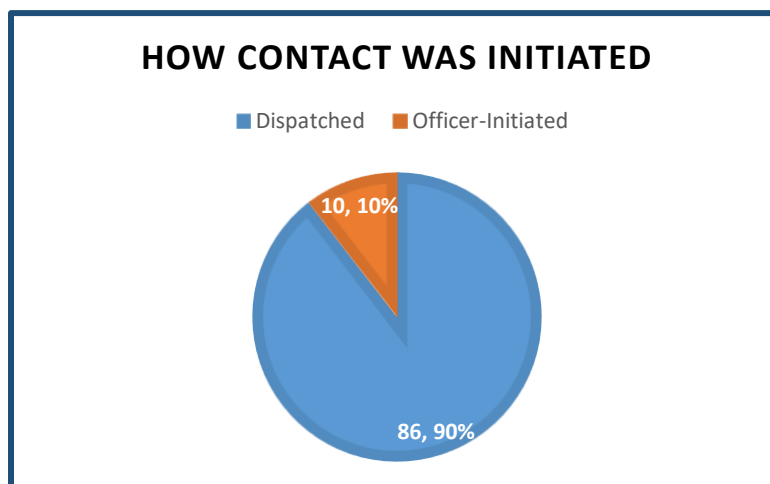
2021 Use of Force – At a Glance

- **2021 Total of UOF:** 96 use of force incidents.
- **Origin:** Incidents most often develop from a call for service (i.e., 911 call).
- **Call Type:** Shoplift contacts have accounted for the highest number of use of force incidents (12.5%).
- **Type of Force:** Soft empty hand accounted for 76 (79%) of the uses of force. This was the most common use of force tactic utilized.
- **Impairment:** Drugs and/or alcohol played a part in 16 (16.6%) of incidents. The impact of the subject's mental health was documented in 23 (24%) of our use of force incidents.
- **Review Process:** Each UOF incident is reviewed by the officer's chain-of-command, which includes: Sergeant, Commander, Deputy Chief and the Chief of Police.
- **Training Issues:** Issues are addressed on an individual level and a department-wide level including tactical issues, such as the need to wait for backup officers; report writing; criminal procedures; professional language; and activating Coban before exiting their department vehicle.

Most Incidents Associated with Calls for Service

Going forward information displayed on a pie chart will have the number of incidents, followed by the overall percentages for each variable being discussed.

Use of force incidents stem most often from officers responding to calls for service, rather than officer-initiated contacts or contact from assisting another agency. Data from 2021 shows that 86 (89.5%) of the 96 use of force incidents resulted from officers being dispatched. Out of the 96 use of force incidents recorded for this year, 10 (10.4%) of these were initiated by the officer.



Going forward, information displayed on a pie chart will have the number of incidents, followed by the overall percentages for each variable being discussed.

Reviewable Use of Force

Reviewable uses of force involve an officer's deployment of control tactics and/or control devices. When a subject allows themselves to be searched, escorted, handcuffed or restrained, it is not considered a reviewable use of force; it is considered compliance. Less intrusive control tactics are not normally deemed a "Reviewable Use of Force." However, if an injury occurs that is not consistent with an applied control technique or tactic, or if the subject complains of injury, a use of force report would be necessary. Most reviewable use of force incidents occur when an officer uses a physical tactic or device. The Renton Police Department also categorizes the intentional pointing of a firearm at a subject as a reviewable use of force incident, although it does not involve the application of physical force.

Total Use of Force Incidents

This report analyzes less lethal applications (i.e., soft empty hand, hard empty hand, Taser deployment, OC, K9 deployment, pointing of firearm at subject, etc.). There have been 95 less lethal use of force incidents to-date in 2021 and 1 use of deadly force.

Force Types Defined:

Soft, Empty-Hand Techniques

- Counter-Joint Techniques/Holds
- Take-Downs /hair holds
- Pressure Points

Hard, Empty-Hand Techniques

- Active Counter-Measures
- Kicks
- Strikes
- Stuns
- Conducted Electrical Weapon Non-Probe Drive Stun

Police Canine (K-9)

- Used to apprehend fleeing suspects under certain circumstances where force is used

Intermediate Force

- Impact Weapons
- Oleoresin Capsicum Spray
- Conducted Electrical Weapon Probe Deployment

Pointing and aiming firearm

Deadly Force

RENTON POLICE DEPARTMENT
Use of Force Analysis Report 2021

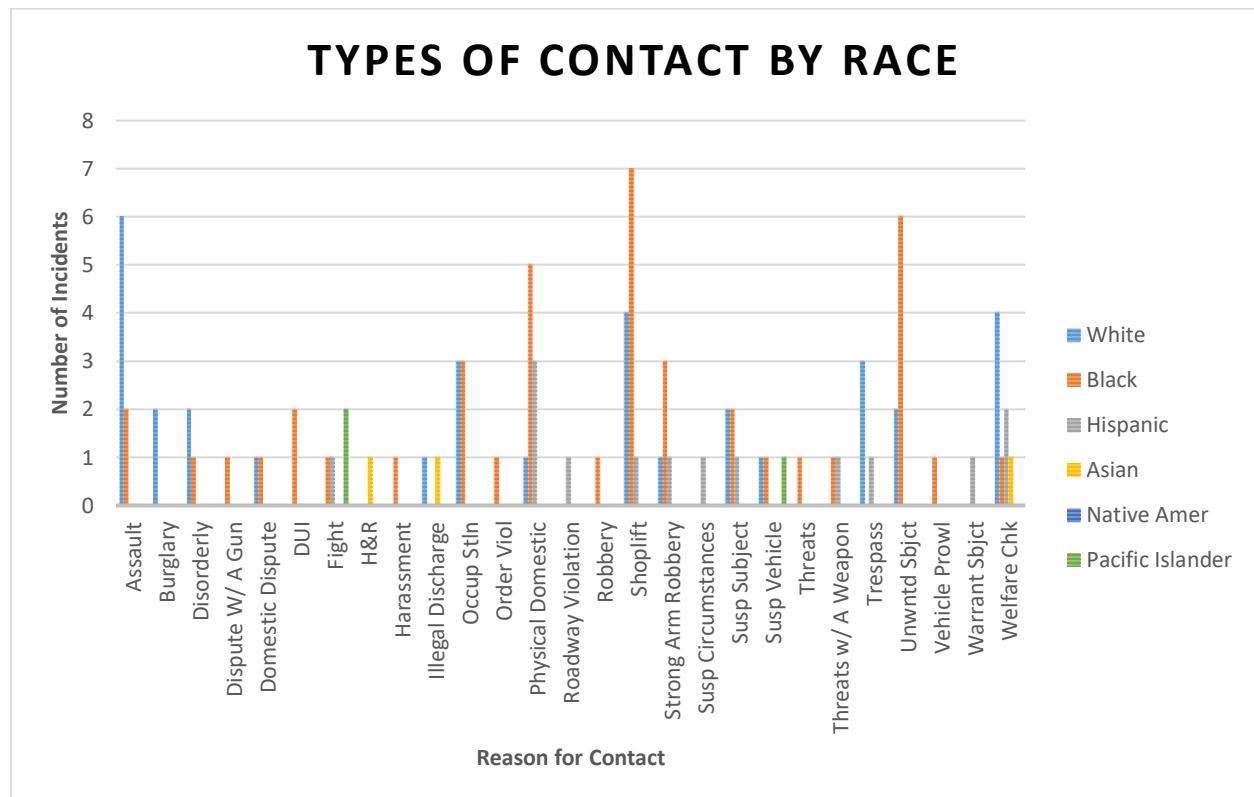
Total Reviewable Use of Force Incidents vs Citizen Contacts

Use of force numbers are often compared against the total number of police-citizen contacts. It is difficult to provide a definitive number of police-citizen contacts as there are many informal contacts and non-enforcement contacts with citizens (i.e., partnerships, meetings, business contacts and outreach). Reviewing total call for service numbers can be helpful as these numbers provide context to the large quantity of interactions between Renton PD and the community that occur every year. While we know most incidents involve multiple parties, and contacts per incident, the number of incidents provides the absolute minimum number of community contacts.

In 2021, officer responded to a total of 71,953 incidents. This number includes calls for service and officer-initiated incidents. Renton Officers used force in 96 of those incidents. The ratio of use of force incidents compared to calls for service is .1%.

Reason for Contact By Race

Reviewable data for 2021 shows 31 (32%) contacts with white subjects, 45 (46.8%) with black, 14 (14.5%) with Hispanic, 3 (3%) with Asian, and 3 (3%) with Pacific Islander. The most frequent contact with subjects where force was used for 2021 was for Shoplift calls.



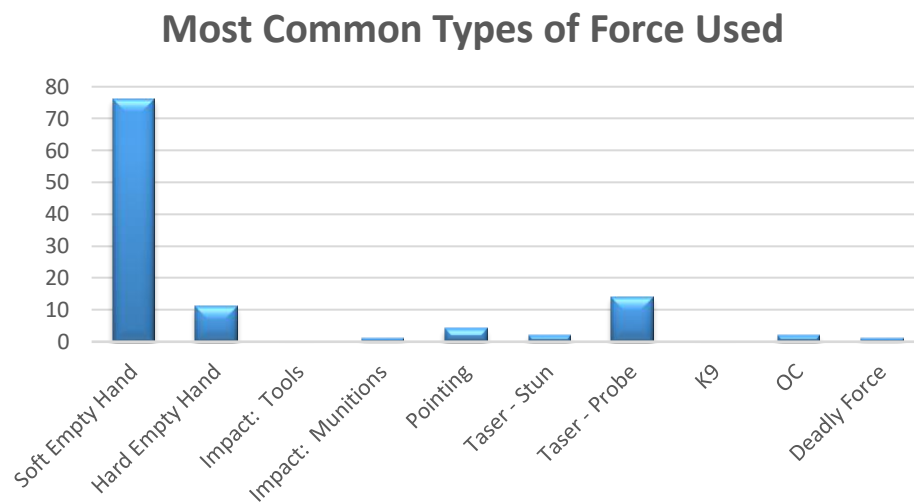
Officer Initiated Contacts By Race

There have been ten officer initiated calls this year that ended in a use of force. Three of the subjects contacted by the police that had force used on them were white subjects, five were black subjects, one was a Hispanic subject and one of the contacts was with a Pacific Islander subject.

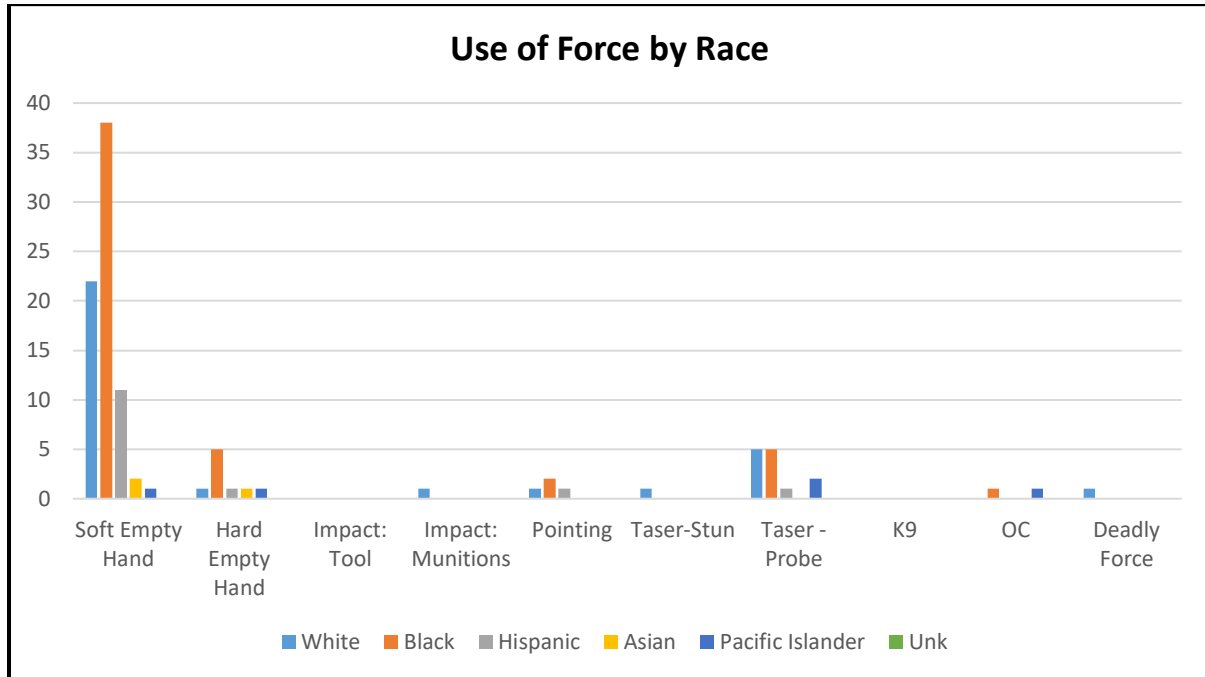
Type of Force Used

Many of the incidents involved multiple officers and more than one type of force. For example: while taking a subject into custody, one officer might use a soft empty hand technique while another officer may deploy a Taser.

The use of a Soft empty hand technique has been by far the most frequent type of force used by officers in 2021.

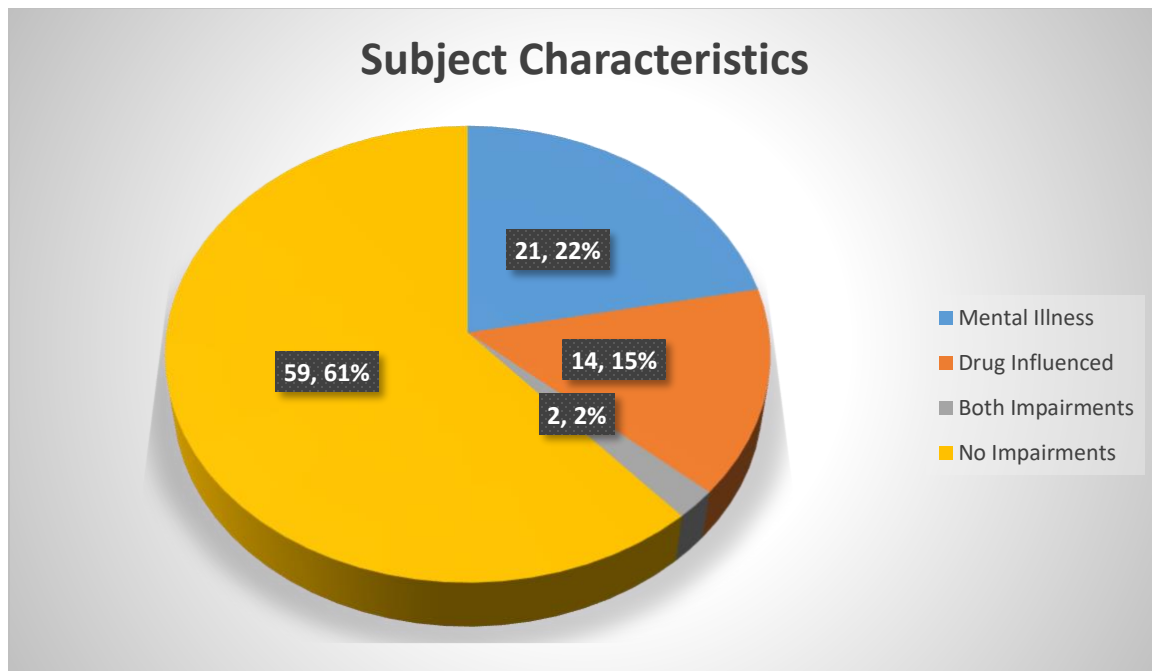


RENTON POLICE DEPARTMENT
Use of Force Analysis Report 2021



Subject Under the Influence and/or Mental Crisis

In 39 (40%) of the use of force incidents, the subject contacted was noted as being under the influence or experiencing a mental health crisis. (There were two use of force incidents where *both* challenges were observed in one individual.)



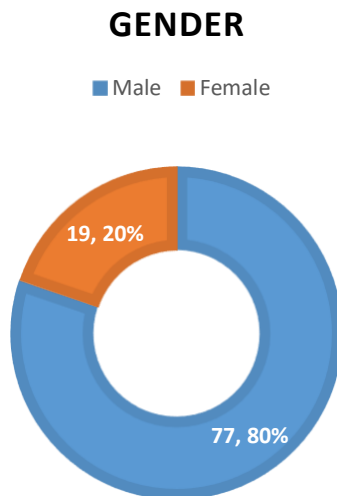
Subjects were documented as appearing to be mentally unstable in 21 (22%) of the 96 use of force incidents in 2021. Some of these incidents involved people who were considered to be a danger to themselves or others. In these situations, force is used in a community caretaking function with the need to transport the person to the hospital rather than arresting them. It is difficult to know if a person exhibiting signs of intoxication and speaking incoherently has underlying mental health issues, or if the behavior is solely due to the intoxicating substance. In 59 (61%) of the incidents, officers were not aware of any substance impairment or mental health issues.

Subjects Age

The average age of subjects contacted was 31.75 years old. Four were juveniles (i.e., under the age of 18).

Subjects Gender

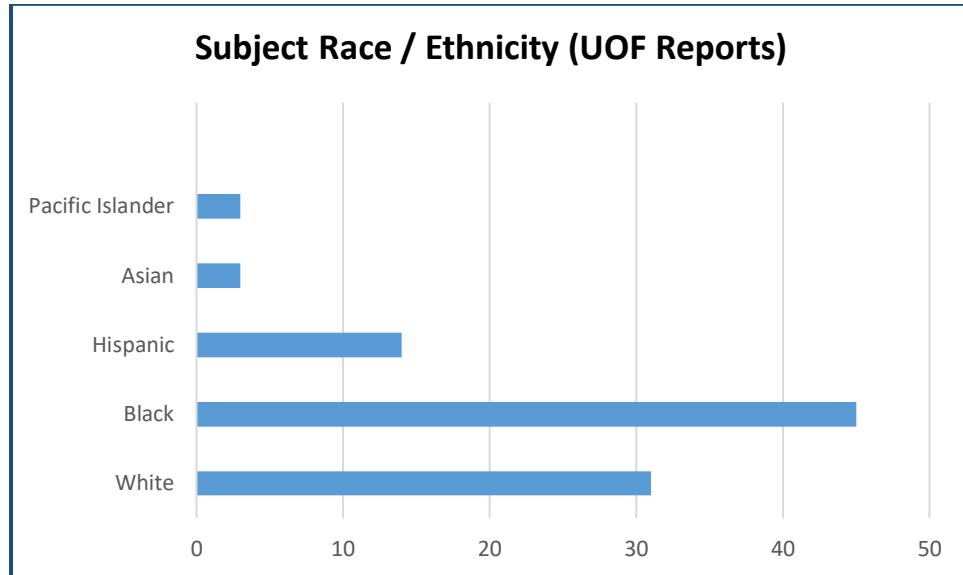
The majority of involved subjects in use of force incidents were male.



RENTON POLICE DEPARTMENT
Use of Force Analysis Report 2021

Subject Racial / Ethnic Demographics

31 of the 96 individuals in use of force incidents for 2021 thus far were white (32%); 45 (47%) were black/African American, 14 (14.5%) were Hispanic, 3 (3%) were Asian, and 3 (3%) were Pacific Islander.

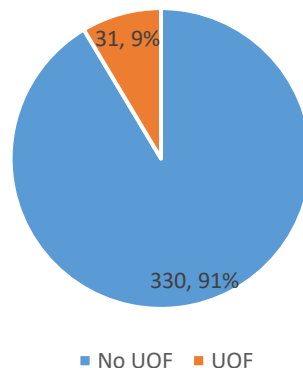


Arrest Demographics Compared to Use of Force Demographics

Comparing the Renton Police Department arrest demographics for 2021 (to-date) with the use of force demographics show 10% of arrests resulted in a use of force.

- 361 White Individuals were arrested in 2021. The force to arrest ratio is 9%.

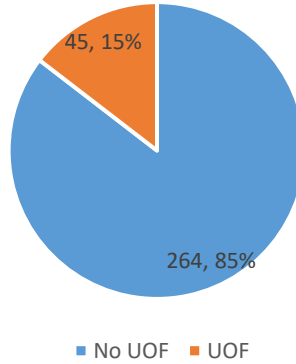
White Arrestees



RENTON POLICE DEPARTMENT
Use of Force Analysis Report 2021

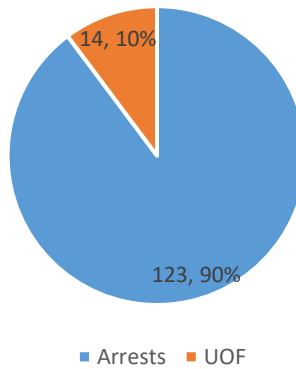
- 309 Black individuals were arrested in 2021. The force to arrest ratio is 15%.

Black Arrestees



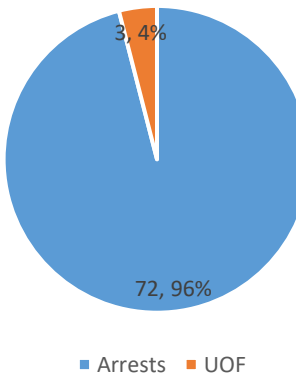
- 137 Hispanic Individuals have been arrested. The force to arrest ratio is 10%.

Hispanic Arrestees



- 75 Asian Individuals have been arrested. The force to arrest ratio is 2%.

Asian Arrestees



Conclusion

Thorough review of use of force incidents is critical to the Renton Police Department. These reviews provide a comprehensive analysis of all incidents that have been individually reviewed and reveals trends that inform future training decisions. A proper review also helps improve the police department's authenticity and relationship with the community. Police Departments obtain their authority from legal and constitutional principles designed to uphold the safety and dignity of the public, and unreasonable use of force undermines the community's trust. Therefore, thorough evaluation is required when vesting officers with the authority to use objectively reasonable force. The Renton Police Department is committed to providing a comprehensive annual review of incidents and making that review available to the public.